

M A R C H 1 9 9 3



HAGEN-RENAKER COLLECTOR'S CLUB NEWSLETTER

**HAGEN-RENAKER COLLECTOR'S CLUB NEWSLETTER** is the official newsletter for the HAGEN-RENAKER COLLECTOR'S CLUB.

**ON THE COVER:** #B-641 ADELAIDE, #B-643 HARRY, #B-591 LADY JANE AND #B-592 SON JOHN. Photo courtesy, HAGEN-RENAKER.

One of the Adelaides is wearing her hat, #B-641A which was specially made for her. More information on these pieces on next page.

**SUBSCRIPTIONS:**

**Mailing Information:** All issues are mailed via first class from Copemish, Michigan. We normally mail issues by the first of the month, with exceptions on holidays, or weekends.

**Subscription Rates:** All checks/money orders in U.S. funds to be made payable to: Jenny Palmer, 13975 Litzen Road, Copemish, MI 49625. DO NOT MAKE CHECKS PAYABLE TO HRCC!

First Class U.S., \$15 per year to include 12 newsletters.

First Class Foreign, \$25 per year to include 12 newsletters.

Sample issues are \$2 U.S., \$4 Foreign.

**Subscription Expiration:** You will receive one month's notice in your 11th issue of the newsletter, reminding you of your need to renew. You will also receive notice in your very last issue. Please re-subscribe early to ensure never missing an issue!

**CONTRIBUTIONS:** Articles and ideas of all kinds are welcome! If we use your article we will issue ad credit. All information and photos will be returned.

**DISPLAY ADVERTISING:**

Full Page (7½" X 9½") \$6 Non-Camera Ready; \$5 Camera Ready.

Half Page (7½" X 4 3/4") \$4 Non-Camera Ready; \$3 Camera Ready.

Quarter Page (3½" X 4 3/4") \$3 Non-Camera Ready; \$2 Camera Ready.

Ads must fit within the sizes listed above (all measurements are width by height). The prices for non-camera ready ads are for typical amounts of typing. We may charge more for larger amounts of typing. We reserve the right to fit the ad in a smaller space, if allowable. Photos available for only full page and half page ads. Photos are copied as is, and screening is available at \$10 per photo (that is the cheapest rate we are able to secure in our area!). Enclose a SASE for return of your photos and articles.

**CLASSIFIED ADVERTISING:** Classified ads are 2¢ per word (count name and address in your total word count). All classified ads are retyped so it is not necessary for them to be camera ready, but they must be printed neatly or typed.

**ADVERTISING DEADLINE:** The 25th for the month preceding publication. For example, August 25th for the September issue.

**DISCLAIMER:** Hagen-Renaker Collector's Club Newsletter, its publishers and families are not responsible for faults or misleading ads placed in this publication. Placement of such ads will result in the inability to advertise in this newsletter. Please state as closely as possible the condition of an item for sale and estimate the delivery time as best as you can. HRCCN is not responsible for contributions, issues, or cash lost in the mail. We strongly recommend you do not send cash.

HRCCN accepts articles written by our readers. We assume the writers have researched their information and verified its accuracy. We are not responsible for misinformation as we are trusting the accuracy of the writer. We reserve the right to edit or refuse any advertisements or contributions as we see fit.

No part of the Hagen-Renaker Collector's Club Newsletter may be reproduced by any means without prior permission of the HRCCN.

## IS IT SPRING YET?

Welcome to the "Spring" edition of the Hagen-Renaker Collector's Club Newsletter! Spring has NOT yet arrived to Northern Michigan, but perhaps by the next issue the snow will be gone.

What you'll find in this issue:

- \* Our regular articles
- \* Personality Profile on club member Julie Harris
- \* Making an insurance claim on your damaged H-R's
- \* Helpful Hints on glues to use and NOT to use on broken pieces
- \* Interesting facts from Maxine Renaker
- \* Photo showing your H-R's
- \* Plus a whole lot more!

You will notice our Consignment Sale is minus two models--THANKS TO CLUB MEMBER TAMMY FERIN! She is the new owner of the Forever Amber and Lippett, two very lovely pieces at great prices. If you have anything to contribute, at any percentage, we'll take it! Just write to me, Jenny, with what you have.

THE NEW MINI AND SPECIALTY PIECES ARE HERE AND ARE THEY EVER NICE!

ON THE COVER . . .

B-641 Adelaide the mother donkey, was made from Fall 1956 to Spring 1958 and again from Fall 1962 to Fall 1974. San Marcos reissued in Spring 1983 and discontinued in Spring 1986. She came in varying shades of grey and stood 5½" tall. B-643 Harry the baby donkey, was made during the same seasons as Adelaide and also came in varying shades of grey and stood 3 ¾" tall. B-591 Lady Jane the mother sheep was made Spring and Fall 1955, Spring 1956, Spring and Fall 1967. San Marcos reissued from Spring 1983 through Spring 1986. Her bell, on older pieces, is molded on. The San Marcos versions have the bell attached and colored gold or silver. She stands 4" tall. B-592 Son John the lamb was produced during the same seasons as Lady Jane. He stands 2 ¾" tall.



### FEBRUARY HRCC POS CHAMPS

GRAND CHAMP HORSE: AUTUMN'S MIRANDA  
RES. GRAND CHAMP : CELEBRATE  
Both owned by Cheryl Greene

CHAMPION NON HORSE: ROTO RAJAH BABA  
RES. CH. NON HORSE: PUFF

RoTo Rajah Baba owned by Tom and  
Rose Bainbridge; Puff owned by  
Cheryl Greene

TERRI DENNIS - APRIL POS IS DONATING  
A DISCONTINUED SPECIALTY TO ONE OF  
HER SHOW ENTRANTS. ENTER HER SHOW  
AND GET YOUR NAME IN THE HAT!

# HAGEN-RENAKER COLLECTOR'S CLUB

## IN THE SHOW RING

### SHOWING:

Monthly point shows to be held on a volunteer judge basis. this is the list to date:

March 20, 1993: Julie Harris, 4218 Interlake Drive, Tampa FL 33624.

April 20, 1993: Terri Dennis, RR #2, Box 80, Pawling, NY 12564.

May - September 1993: OPEN - Any Volunteers?

October 20, 1993: Susan Taylor, RR #4, Box 36, Washington, IN 47501.

If you would like to volunteer to judge during any month not already taken, just write to me, Jenny Palmer, address above, and join the fun in viewing all the lovely Hagen-Renakers!

We have two monthly point shows, each held on the 20th of every month costing \$1 each:

### HORSE CLASS LIST (\$1)

- |                          |                                  |
|--------------------------|----------------------------------|
| 1. DW Stallion           | 19. Open Pony                    |
| 2. Mini Stallion         | 20. Open Other Pure              |
| 3. DW Mare               | 21. Open Other Mixed             |
| 4. Mini Mare             | 22. Open Monrovia                |
| 5. DW Gelding            | 23. Open San Dimas               |
| 6. Mini Gelding          | 24. Open San Marcos              |
| 7. DW Foal/Yearling      | 25. Open Showmanship with Halter |
| 8. Mini Foal/Yearling    | 26. Open Liberty-no Halter       |
| 9. Open DW               | 27. Open Head Study              |
| 10. Open Mini            | 28. Open White/Grey              |
| 11. Open Arab            | 29. Open Brown/Bay               |
| 12. Open Color Breed     | 30. Open Palomino/Buckskin/Dun   |
| 13. Open QH              | 31. Open Chestnut/Sorrel         |
| 14. Open Morgan          | 32. Open Pinto/Appaloosa         |
| 15. Open ASB/TWH         | 33. Open Rosegrey                |
| 16. Open Mustang         | 34. Open Black                   |
| 17. Open Thoroughbred/WB | 35. Open Matte Finish            |
| 18. Open Draft           | 36. Open Glossy Finish           |
|                          | 37. Open Best Detail             |

Please keep in mind that you can make your Hagen-Renaker any breed you wish, not the breed factory specified, for example; I have a King Cortez that I show as a Welsh Pony, not the factory specified Mustang breed.

### OTHER ANIMAL CLASS LIST (\$1)

1. Open Dog
2. Open Cat
3. Open Domestic/Farm Animal
4. Open Wildlife/Exotic
5. Open Pixie/Little Horrible/Black Bisque/Disney/Oddity
6. Open Designer Workshop
7. Open Mini/Specialty
8. Open Monrovia
9. Open San Dimas
10. Open San Marcos
11. Open Matte Finish
12. Open Glossy Finish
13. Open Best Detail

These are our standard classlists for every monthly point only shows. The Hagen-Renaker Collector's Club uses automatic point tally for our year end awards using monthly point only shows and benefits using the set class lists. Feel free to hold your own show using your own class list--at this point in time, points WILL be accepted for year end awards. This may eventually change once we have a great volume of members actively showing.

## SHOWING YOUR HAGEN-RENAKERS

by Jenny Palmer


Welcome to the wonderful world of photo showing! I was surprised to learn from more than one club member that they had never photo shown before and weren't sure on how to go about it. Seeing as how HRCC highly encourages it's members to show at the monthly point only shows (POS) I guess I'd better set up some guidelines for those who are new or inexperienced in this regard.

1. This is EASY--don't be afraid to do it!
2. Get some good close up color photos of your models. If at all possible, try to get close enough so that your model fills the camera frame; one model per picture. BE CAREFUL when handling your H-R's! If you're afraid to take your figurines outdoors, just take indoor photos using back-drops and with good natural lighting.
3. When your photos are developed, you will need to put some information on the back of them:

Models name, sex, breed (these can be any you wish), and make and era (Monrovia Heather; San Dimas Kelso, etc) if you know it. Leave a space for writing classes on it--put some scotch tape down on it as this makes it much easier to erase classes. You will also need to put your name and address on the back of each photo. The example shown should give you a good idea of how it works (using HRCC POS classlist).

4. After you've got all the info on the back of your photos you may want to put them into a plastic baggie or some protective cover before mailing them. Don't forget to enclose your entry fee and remember to use a self-addressed stamped envelope (SASE) for return of your photos and results of the show. Make sure you have enough postage on your envelopes!

It's easy, it's fun and you're showing support for the club by doing it! Maybe after you get the hang of it you'll want to judge a monthly POS and see everyone elses models. This is a terrific way of getting to see models that you've never seen before! Give it a try, and if anyone has any questions or comments about showing, feel free to write either Tom or myself.



LOVE POTION  
5 Yr. POA Mare  
OF H-R Monrovia "Love"  
3-9-19-22-26-32-35-37

Jenny C. Palmer  
13975 Litzen Road  
Copemish, MI 49625

THE HORSE AND HOUND MONTHLY SALES LIST

H-R current minis now in stock:  
(mint unless noted)

867 Mr. Froggie \$2.50	454 Papa Cat \$2.50
971 Diplodocus \$2.50	432 Beagle \$2
35 Mama Chihuahua \$2.50	434 Beagle Pup \$1.25
3065 Shetland Pony Stallion \$5	450 Holstein Bull \$4.50
3066 Shetland Pony Mare \$5	293 Holstein Cow \$4.50
3067 Shetland Pony Colt \$3.50	22 Holstein Calf \$2
3055 Irish Setter \$3	28 Papa Cocker \$2
2040 Hen \$2.50	90 Mama Cocker \$3
19 Persian Kitten \$1.50	91 Cocker Pup Crouching \$1.25
207 Persian Cat Mama \$2.50	92 Cocker Pup Sitting Up \$1.25
457 New Swaps \$8	869 Curious Kitty \$2
3074 New Mule \$7	295 Big Bro. Mouse (Discont.) \$2
2051 Tan Rearing Mustang \$7	3073 Yankee Mouse (have 2) \$4 ea.
2050 Gray/Blk. Rearing Mustang \$7	941 Unicorn Papa \$6
2085 Hackney \$7	800 Unicorn Head Up \$6
2013 Saddlebred \$6.50	956 Unicorn Baby \$4.50
2049 White Arabian \$6.50	831 Pegasus Standing \$7.50
827 Doberman factory chip \$1.25	832 Pegasus Lying \$7
890 Husky \$3	888 Black Lab \$3
825 German Shepherd \$2.50	959 Papa Basset \$2
3047 Poodle \$3	2076 Shih Tzu Mandy \$2.50
3056 Great Dane Nice! \$4	3016 Coyote \$3.50
3063 Afghan \$3	498 Dalmation Pup \$2
3064 St. Bernard \$5	347 Dachshund \$2
2087 Bulldog \$3	856 Scottie \$2.50
359 Collie \$2	176 Boston Terrier \$2.50

Money orders shipped immediately; check wait three weeks to clear bank. Make payable to Terri Dennis and mail to RR #2 Box 80, Pawling, NY 12564. Inquiries about individual pieces or upcoming lists may be made to above address or phone me at my shop Friday, Saturday, Sunday or Monday from 10 a.m. - 4 p.m. EST at (914) 278-4541 if no answer leave message and I will get back to you.

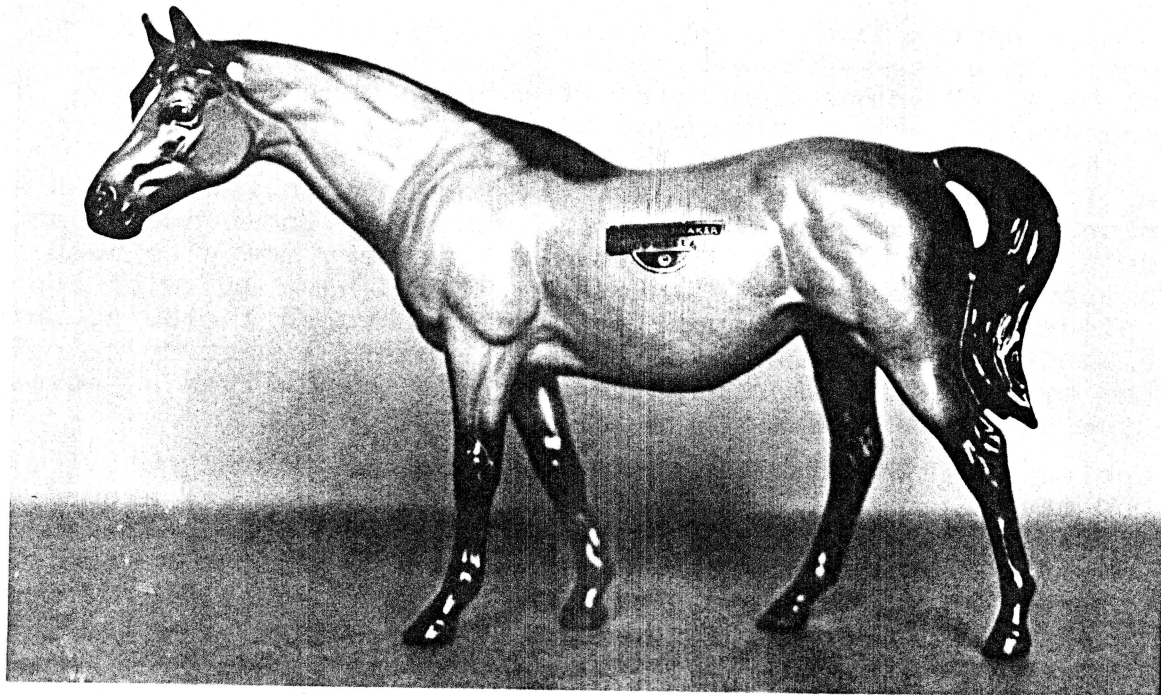
Postage is \$1 for 1st mini, 50 cents for each additional. I will give a 10% discount for any order over \$20 (not counting postage). If you don't see the piece you want--ask! I'll gladly try to get it for you!

COMING SOON . . . . . H-R Misty's and a Brever Dealership!

ALWAYS INTERESTED IN PURCHASING OLD OR DISCONTINUED H-R MINIS & DW'S Trades for H-R's not in my collection also considered!

Postage is \$3 for first Specialty/\$1.50 each additional Specialty.

Price on Misty should be about \$25 plus \$3 shipping (mailed priority).



#B-750 COMELLA

This issue features #B-750 Comella as "Horse of the Month"! Rarely do you ever see a Comella for sale as they are quite sought after and hard to come by. The only DW Thoroughbred mare, she also has a colt named "Vanguard" #B-751, who was brought out during the same seasons as she was.

Production Period: She was made from Fall 1961 to Spring 1972.

Size/Dimension: She is 5½" tall and 8" long.

Color: She came in both buckskin and bay, with varying shades depending on whether Monrovia or San Dimas.

Details: In either color she had black legs and black mane and tail. She has a stripe on her face. During Monrovia era she came with tri-eyes; San Dimas era rust/black eyes.

Stickers: She could have come with black and gold Monrovia oval named "Hagen-Renaker" sticker or Monrovia blue/silver "Original Design" H-R Monrovia sticker; Monrovia and San Dimas named H-R green and gold sticker or black and gold H-R named sticker; San Dimas black and gold large oval H-R state sticker.

Designer: The talented Maureen Love.

*heavenly horses*

PERSONALITY PROFILES . . .

*Introducing*  
JULIE HARRIS!

Hello fellow H-R lovers!

I am Julie Harris from Tampa, Florida. Like the rest of you, I am a Hagen-Renaker-aholic, coming out of the closet here! My obsession with H-R's began when I was a teenager, collecting Breyers. Since I grew up in Chicago, I had the chance to get to Marney Walerius' Congress. There, I'll never forget seeing Nancy Mongon's incredible H-R's. Unfortunately back then, I was not financially independent, and couldn't talk Mom out of the mortgage & grocery money to help finance any of the lovelies! However, I did have a few of the 70's pieces, and a Miss Pepper to tide me through the 80's, which was essentially model-less for me. Like many, I went to school, started my career (I am a critical care RN), and lived a "normal" life for almost 10 years.

The spring of 1992 marked my full-blown return to the hobby, after FAR too many years off! My H-R collection now numbers around 45 DW horses & dogs, and around 25 mini horses and dogs. I also have a small Beswick collection, and also love Morton's Studio dogs. Last year I took the vintage Breyers I had as a kid, and sold/traded all but 10 or so to finance.....you guessed it, H-R's! The problem now, is that I am totally obsessed, and cannot stop looking for the critters! Would have to say that my brown "Thunder" is my favorite piece, as with his discovery at a flea market, it pushed me back into the hobby! The pieces on my "most lusted after" list include Crusader, Love and Peggy Lou. Of course, there are so many, and they are so lovely, any thrill me!

I'm 30 years old, no kids. But my critters make up for that! I have 2 Jack Russell Terriers (terrors!) and used to raise them; plus 2 great mutts. Also have a 3 yr. old TB filly we got off the track last spring, named "Hillary". She is quite a handful at the present, and will hopefully be in the jumper ring in a couple of years. She has made me notice that it hurts more when you get dumped as a 30 yr. old than a 20 yr. old!

Last, but most certainly not least, I have to mention my hubby, Fred. He is a real but not model horseperson, and puts up with my passion for porcelain with an enormous amount of tolerance! I also am an enthusiastic cross-stitcher, and he puts up with thread everywhere! What a man!

Well, thanks for the opportunity to introduce myself. Am looking forward to getting involved in the HRCC activities, and hearing more about my fellow collectors!

THANKS JULIE!

HERE'S SOME HAGEN-RENAKER TRIVIA!

Did you know that four of the Designer's Workshop Thoroughbreds came with race tickets? Man O' War, Terrang, Silky Sullivan and Swaps! These tickets were probably issued in the early 1960's when the four models were first released.

\*\*\* \* \*\*\* \* \*\*\* \* \*\*\* \* \*\*\* \* \*\*\* \* \*\*\* \* \*\*\* \* \*\*\* \* \*\*\* \* \*\*\* \* \*\*\*



## FILING AN INSURANCE CLAIM

In our last issue we printed an article on packing your H-R's safely in order for them to arrive at their intended destination intact. However, there are times when no matter how safely we pack, no matter how much time we spend carefully fitting the model to the right sized box, no matter if we buy a brand new large box for double boxing, no matter if we ship 2nd day air, a tragedy can happen . . . a chip, or a break, or even worse, several breaks. You're sad, you're upset, you're angry. You think, "What are my options?"

First of all, calm down. This IS an upsetting dilemma and sometimes we tend to place blame and vent our anger on the person who packaged the model. THINK ABOUT IT--the person who packed the model most likely put much time and effort into packing the H-R to ensure a safe arrival to you.

DO NOT repeatedly try to put the pieces together--this may cause tiny chips from rubbing the pieces together, making your "clean break" not so clean any more.

Call the person who shipped the model to you--that person will have to initiate the claims procedure.

You may have heard that in order to file a claim with UPS you must surrender your model to them if you want to collect any insurance--**WRONG!** My Monrovia white King Cortez is living proof. Although he was packed incredibly well and even better than other pieces that have arrived mint, he came with a front leg off. I contacted the person I bought him from as she was the one who insured and shipped him via UPS. **INSURANCE** is the key word here! You CANNOT collect if you don't make sure your model is insured! UPS does automatically insure each box for up to \$100, but that's it. MAKE SURE that the person who is sending your model to you insures it for the FULL AMOUNT YOU PAID FOR IT!

After she contacted UPS, I received a phone call from a UPS representative who stated that he would come out to my house and inspect the package and model. We had bad storms that week and he was unable to make it, but told me that since UPS did indeed accept the package from the shipper's end, that UPS would start the claims procedure. I don't remember exactly what all I had to do, but the bottom line is, I explained that the figurine shipped to me was a rare antique and that I was NOT about to give it up! I explained that there are professional restoration experts who can fix these pieces. I was then told to get a written estimate from one of these experts (Sue Thiessen is always my choice) and that UPS would pay the cost. Within a few weeks, after getting all the information together, sending photos of the broken piece, receipt of cost of model and sending it all to UPS, I received a check for full restoration expenses!

UPS does have certain guidelines for ANY monies paid on a claim:

- \* ALWAYS DOUBLE BOX YOUR CHINA FIGURINES
- \* ALWAYS INSURE YOUR H-R'S FOR THE FULL AMOUNT, AND BE PREPARED TO BACK UP THAT INSURED AMOUNT IF NEED BE
- \* SAVE YOUR CANCELED CHECK/MONEY ORDER RECEIPT THAT SAYS HOW MUCH YOU PAID FOR YOUR H-R

continuation of insurance claims . . .

\* SAVE ALL PACKING MATERIALS THAT YOUR BROKEN PIECE ARRIVED IN, INCLUDING BOTH BOXES

I do recommend shipping via UPS rather than by the Post Office as UPS can trace lost packages. Also, UPS will pay insurance claims--the Post Office almost definitely won't, even if you insured it! I've heard from more than one person who has insured their H-R's, sent them via the Post Office, had them break, tried to make a claim, but the P.O. denied it.

Second Day Air vs. Ground Service?? Yes, 2nd Day Air costs a bit more but personally, I like piece of mind as the waiting frazzles my nerves! Also, especially this time of year, the less your delicate figurine is exposed to cold temperatures, the better. Then again, I've heard that since the handlers are pressured into getting all the Air packages loaded on time, they literally throw them around to speed up the process. I guess you just need to package your H-R's with the knowledge that either way, you package could play the role of a basketball . . . slam, dunk....ouch! Perish the thought.

---

---

HINTS ON H-R'S

By: Sue Thiessen

Unfortunately for us all, H-R's get broken, or they are found broken, gobbled with old thick glue, and require gluing. Here's some tips.

REMOVING OLD GLUE:

Never, Never use solvents on an H-R such as paint remover, acetone, polish remover, etc. to remove old glue. If the solvent gets in the slip, chances are 9 out of 10 that model will not reglue. Soak the leg in hot water, boiling if necessary, to remove old glue. Never immerse an H-R in water completely, allowing it to get inside of the model. After you have the leg off, any remaining glue that won't come off can be removed with a slight touch (be careful!) of a soft rubber wheel on a dremel.

GLUE TO USE:

I recommend good old Elmers, especially if you're considering ever having the model professionally repaired, as Elmers can be removed with hot water, and the model can then be reglued. 2 part epoxy's are the best glue, but once it's used there's no removing it, so model must be glued properly. Super glue is not advisable. It crystalizes with age and comes apart.

HOW TO GLUE:

To properly glue a model, use a prop box. Fill a suitable container with sand. Place the model upside down in the sand, with the broken leg at just the right angle (slightly sideways, forward or backward) so that when you place the leg back on the model it stays there by itself and is perfectly aligned. Be sure the leg is perfectly aligned all around when you apply the glue. Weight of the leg will make a good join. Don't use your fingers to apply glue, use a toothpick or something, and do not touch where it joins after applying glue, as the dirt on your fingers you don't see turns the join black! HAPPY GLUING!

Thanks Sue! \* \* \* \* \*

## FABULOUS FINDS: Black Cutter Found!

Yes, it's true! All of us who dream of finding a fabulous H-R at a flea market, don't give up hope!

That's exactly what happened to my good friend Denise, who lives in the Portland, Oregon area. The flea market was the crummiest one in the area, the most unlikely place in the country for such a find! Along with the Black Cutter was a lying Fez in rosegrey and a palomino roughneck. All were mint! The dealer told my friend she had gotten these models from a lady who had "several"-wow! The lady kept all the broken ones, imagine that! Oh, how I'd like to talk to this lady and find out info about this cutter!

Denise is into Breyers, so lucky me got these H-R's! This fabulous cutter stands proudly in my cabinet, jet black with bald face and four white socks--so striking!

What a guy!

\*\*From Sue Thiessen\*\*



## HRCC CONSIGNMENT SALE

100% donation to The Hagen-Renaker Collector's Club, donated by Tom Bainbridge--THANK YOU TOM!

San Marcos Glossy White Head Down Pony - MINT with sticker. Tri-colored eyes, lovely grey shading and good detail. Sure to win many pony classes! \$105 ppd.


Contact HRCC Secretary, Jenny Palmer, 13975 Litzen Road, Copemish, Michigan, 49625; phone: (616) 378-2522.

We accept donations of ANYTHING, any percentage! All proceeds will be used for club printing costs, postage, promotional items, year end awards, etc.

### Treasurer's Report - CONDITION CRITICAL!

Breakdown of Newsletter Cost: Each cover costs \$1.50  
(Covers to date have all been donated) Each one-sided page cost .05¢  
(.75¢ total per Newsletter)  
Each Newsletter costs .75¢ in postage  
TOTAL COST PER Newsletter: \$3! This does not include cost of envelopes or mailing labels (which are expensive!).

If you have any donations at all (models, stamps, labels, ANYTHING!) it will be greatly appreciated. Commensurate ad space per donation!



#596 "PETERLI" GOAT KID (HEAD UP)

This rare piece was also originally released with mama "Gretchen" and sister "Heidi". A unique addition to any collection, "Peterli" would be a fabulous find for any lucky collector.

Production Period: Spring 1955, Spring and Fall 1967.

Size: 3 3/16" tall.

Color: White with black spots and shaded on mouth, legs and tail.

Details: Matte finish. Black eyes. A rare DW piece.

Stickers: He came with San Dimas black and gold small oval state sticker as shown. During Monrovia era, he could have come with a name sticker possibly.

Designer: Not listed, but was probably Helen Perrin.

Value: \$100+ MINT

Courtesy of Cheryl Greene



H A G E N - R E N A K E R S F O R S A L E

NEW SPECIALTY FIGURINES IN STOCK

	RETAIL COST	YOUR COST
Blue Birds w/Bird House #3115	\$12	\$10
Rooster #3007	\$11	\$ 9
Mouse Bride #3113	\$14	\$12
Frog Groom #3114	\$12	\$10
Apple w/Worm #3105	\$11	\$ 9
Butterfly on Flower #3103	\$18	\$15
Boy w/Puppy #3111	\$25	\$20
Girl w/Cat #3112	\$25	\$20

NEW MINIATURE FIGURINES IN STOCK

	RETAIL COST	YOUR COST
Kitten w/Scratching Post #3089	\$ 3	\$ 2.50
Mama Platypus #3092	\$ 2	\$ 1.75
Baby Platypus #3093	\$ 1.50	\$ 1.25
Pig in a Poke #3109	\$ 3.50	\$ 3
Baby Deer Lying #3090	\$ 3	\$ 2.50
Prairie Dog #3100	\$ 2	\$ 1.75
Papa Racoon on Fence #3094	\$ 4	\$ 3.25
Mama Racoon #3095	\$ 3	\$ 2.50
Baby Racoon #3096	\$ 2	\$ 1.75
Indian Pony #3110	\$ 5	\$ 4
Tortoise #3091	\$ 2	\$ 1.75

CURRENT MINIS IN STOCK

	RETAIL COST	YOUR COST
Mule on Base #3074	\$ 7	\$ 5.75
Shetland Pony Stallion #3065	\$ 5	\$ 4
Shetland Pony Mare #3066	\$ 5	\$ 4
Shetland Pony Colt #3067	\$ 3.50	\$ 3


THESE PRICES DO NOT INCLUDE POSTAGE--\$1 for first mini; .50¢ each additional mini. \$2.50 for first Specialty; \$1.50 each additional Specialty.

MICHIGAN RESIDENTS MUST ADD 4% SALES TAX TO YOUR ORDER.

MULTIPLE ORDERS TOTALING OVER \$50 WILL GET AN EXTRA 10% OFF--THIS DOES NOT INCLUDE TAX OR POSTAGE

CONTACT: Jenny C. Palmer  
13975 Litzen Road  
Copemish, MI 49625

Please send SASE with all inquiries or for current Minis and Specialty items not listed here. I don't keep them all in stock but will be more than happy to order any pieces you want. ALL will come with discounted prices!



- #171 EARLY GIRAFFE MAMA
- #170 EARLY GIRAFFE BABY (Head Down)
- #182 EARLY GIRAFFE BABY (Head Up)

The Early Giraffe family graces this month's "Mighty Minis"! These rare pieces would delight any collector as they are quite rare, being made only during the early 50's.

Production Period: All three pieces made only during Fall 1952 and Spring 1953.

Size/Dimension: Mama is about 3" tall; Head Up baby is about 1" tall and Head Down baby is just under 1" tall.

Color: All are tan with slightly raised dark reddish-brown spots with heavy black shading down back, nose/mouth and hooves.

Details: Came in gloss finish. Eyes are black with liner and mouth is painted as a black line. Legs on both babies are very spread apart. These pieces have slightly raised spots.


Stickers: These pieces probably did not come with any stickers.

Designer: Helen Perrin

Value: \$15 - \$25 per piece.

Courtesy of Cheryl Greene

# Mighty Minis



#727 "TOM" STANDING SIAMESE

During 1960, a group of three Siamese were released, "Tom, Dick, and Harry" and were only sold during 1960, making them all rare pieces. "Tom", our featured feline for the month, is actually walking, contrary to his name. His face depicts a rather cute and worried look as if he's made some sort of trouble and doesn't want it discovered!

Production Period: Spring and Fall 1960 only.

Size/Dimension: Tom stands 5 3/4" high and 9 1/2" long.

Color: He has a cream colored body with varying shades of chocolate points on his face, ears, tail and feet.

Details: His eyes are brown/black with blue rim underneath.

Stickers: Black and gold oval H-R "Tom" sticker, as shown; other stickers could have been Monrovia gold circle H-R; or perhaps the blue/silver "Original Design" H-R Monrovia sticker.

Designer: Unknown! My reference book also lists this as unknown... anyone out there who may know the designer?

Value: \$75 - \$100 MINT

Photo Courtesy: Cheryl Greene

"Crazy Cats"

#H-1506 SPOOKY (SITTING)

Spooky is a female Dalmation and was one of the Champion Line dogs of 1954. She is larger scaled than the regular Pedigree Dogs and exhibits an alert expression and good conformation that the Champion Line was so popular for.

Production Period:

Fall 1954; Spring and Fall 1955, 1956, 1957; Fall 1961; Spring and Fall 1966, 1967; Spring 1968.

Size/Dimension:


5½" tall and 3 ¾" wide.

Color:

She is creamy white with black spots. She is shaded on her ears, mouth, feet and other body areas.

Details:

Gloss or matte finishes. Her eyes are outlined in black and have a colored iris. She also has black brows painted above her eyes. Each piece has variations of spot patterns.



Stickers: She could have come with various name and date stickers (or just name stickers); possibly a breed sticker; or round Hagen-Renaker stickers.

Designer: Tom Masterson.

Value: \$50 - \$100 MINT



MY CHAT WITH MAXINE RENAKER . . . by Jenny Palmer

I was thrilled to say the least when she phoned me, as it was an unexpected surprise. She was very helpful in answering some of my questions, and I just wish that I could actually meet her someday.

Since I really love the Specialty pieces, especially the wildlife pieces, I asked her who was designing them. None other than Maureen Love Calvert, who I believe she said is 80 years old! Maureen designs all of the "accurate" animals, while Helen Farlund (also 80 or 81!) designs the whimsical or fantasy figurines. These two ladies have been with Hagen-Renaker for many, many years and Maxine said they are just like family to her. She said that the Storybook/Fantasy items are selling much better than the "accurate" animals--she mentioned the wildlife Specialty series which she thought would have sold better, but unfortunately did not, thus the discontinuation of several pieces.

I asked her what guidelines were set for discontinuing a figurine from Hagen-Renaker. She responded simply, "When they stop selling!" Also, they need to make room for new items and so must get rid of what isn't selling well.

The two new Specialty pieces, "Boy with Puppy" and "Girl with Cat" were designed by a man (she couldn't remember his name offhand) who showed H-R some sketches of his work and was asked to put them into three dimensional form, which is required of all designs. He also designed the Nativity pieces.

I had always been curious as to how Hagen-Renaker came up with the names for the DW horses and was told that John Renaker just randomly named them (he's her husband)! I had always thought that perhaps they were named after real horses they were sculpted to look like, but she said no. Of course, the Thoroughbreds were named after the real race horses and I believe that Nataf was named for the real Arab, but most of the rest were named at random.

Of course, I had to ask if there was ever a chance that the DW pieces would ever be released again. She told me no, there really wasn't a chance, at least not in the near future. She said that the minis fit everyone's pocket book and that the DW's just didn't sell as well and were much more expensive to make and to package. She did, however, mention that perhaps the next generation who ran H-R may decide to bring them out--who knows? It really didn't sound too promising, tho.

I hated to end our conversation, but we had talked for quite a while and the afternoon was wearing on . . . it seemed that as soon as we hung up I remembered about 20 questions I wanted to ask, but alas! Perhaps some other time.

\* \* \* \* \*

The Classified K-9 II is a bi-monthly newsletter dedicated to buying, selling, or swapping DOG COLLECTIBLES of all types. Subscriptions: \$4 to U.S.--\$5 to Canada. Ads: 10¢ a word--\$2 for business cards. The Ultimate Pet, 28828 207th S.E., Kent, WA 98042

That's it for this issue . . . Happy Spring to everyone and "see" you in April!